



Pro-Deck®

Email:

ron@pro-shore.net

Direct Sales:

ron@pro-shore.net

rob@pro-shore.net

The Pro-Deck® Modular Panelized Deck Shoring System

Pro-Shore®, LLC's versatile and efficient product lines are designed around contractors' needs.

The Pro-Deck® panelized system is the one of the most efficient and safest handset deck shoring systems available in today's market.

During the development of this system, Pro-Shore®, LLC combined forces with several leading contractors to gauge their forming needs and create a panelized system that significantly improves labor productivity, safety and material handling. Information gathered during this process was vital in designing a simple system that can handle all phases of the contractors forming needs, in a cost effective manner.

As of January 2016 over 200 buildings in 4 countries were completed with the Pro-Deck® panelized system.

Pro-Deck® panels ship out in convenient panel carts which can be moved throughout the jobsite without the use of a crane with the addition of casters.

DESCRIPTION	QUANTITY PER RACK	WEIGHT	WEIGHT PER RACK
Primary Post	50	73 lbs.	3733 lbs.
Primary Post w/ Extension	50	88 lbs.	4483 lbs.
#3 Post	50	58 lbs.	2983 lbs.
#4 Post	35	83 lbs.	3083 lbs.
#5 Post	40	88 lbs.	3174 lbs.
#5 Post W/ 5'10 Ext.	35	99 lbs.	3559 lbs.
Concrete Forming Panels	5	355 lbs.	1885 lbs.
Pro-Deck® Panel 6x3	11	63 lbs.	778 lbs.
Pro-Deck® Panel 6x2	13	47 lbs.	696 lbs.
Slab Grabber	50	42 lbs.	2183 lbs.
10' Ledgers	33	67 lbs.	2311 lbs.
8' Ledgers	33	54 lbs.	1865 lbs.
6' Ledgers	33	40 lbs.	1320 lbs.
4' LVL Joist	68	15.2 lbs.	1069 lbs.
5' LVL Joist	68	19.2 lbs.	1137 lbs.
6' LVL Joist	68	24.2 lbs.	1341 lbs.
6' Aluminum Joist	50	18 lbs.	983 lbs.



Panel Carts

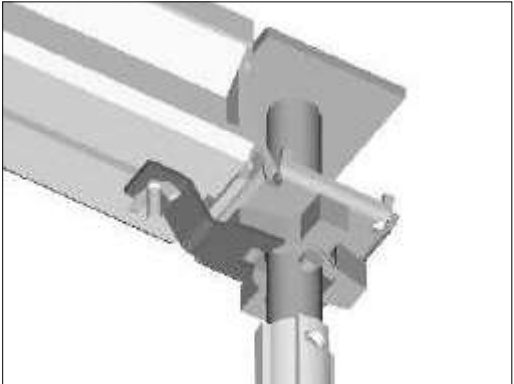
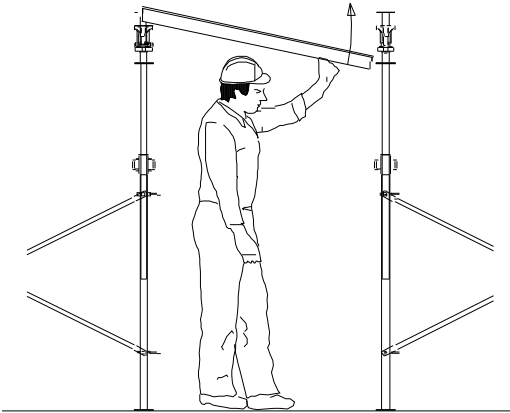


Pro-Deck® Panels




Pro-Deck® Panels

- 6'-6" to 18'-2" single post capability.
- Drophead system allow ledgers and lvl joists to be stripped while leaving reshores in place.
- 70% material recovery 1 (one) day after pouring possible only vertical posts stay in place as reshores.
- Easy to replace phenolic resin plywood or alkus available for additional charge
- Lightweight 6061-T6 aluminum panels can be easily handled by one person
- 6'-0" to 8'-0" post grid (48 SF) requires 25% fewer posts than European 2mx2m (approx. 36 SF) post grids.
- Up to 24" slabs can be supported with standard equipment on a 6'-0"x 6'-0" grid.
- Fully braced cantilevers allow 4'-0" walkways beyond slab edge.
- All parts are color coded to match erection drawings.
- No tripods or wood bracing required.
- "Field friendly" detailed delivery list with line item inventory.
- Pro-Deck® panels can be powder coated any color of your choice for easier tracking and identification.
- Pro-Deck® system can be erected from the ground or scissor lift without the use of valuable crane time.
- Pro-Deck® panels can be erected without the use of fall protection.
- 5,000 to 6,000 SF of Pro-Deck® panels can be loaded on a 48' flatbed, results in lower freight costs.
- **Pro-Deck® is currently only available for purchase directly from Pro-Shore®, LLC.**



LEDGER TO DROPHEAD CLIP



PLASTIC SPUD





Pro-Shore[®], LLC
www.pro-shore.com

Email:
ron@pro-shore.net

Direct Sales:
ron@pro-shore.net
rob@pro-shore.net

Distributors:



AFS—ADVANCED FORMWORK SOLUTIONS
 Washington, Oregon and Idaho
advancedformingsolutions.com



CSI SHORING, INC.
 Southern California and Las Vegas
csishoring.com



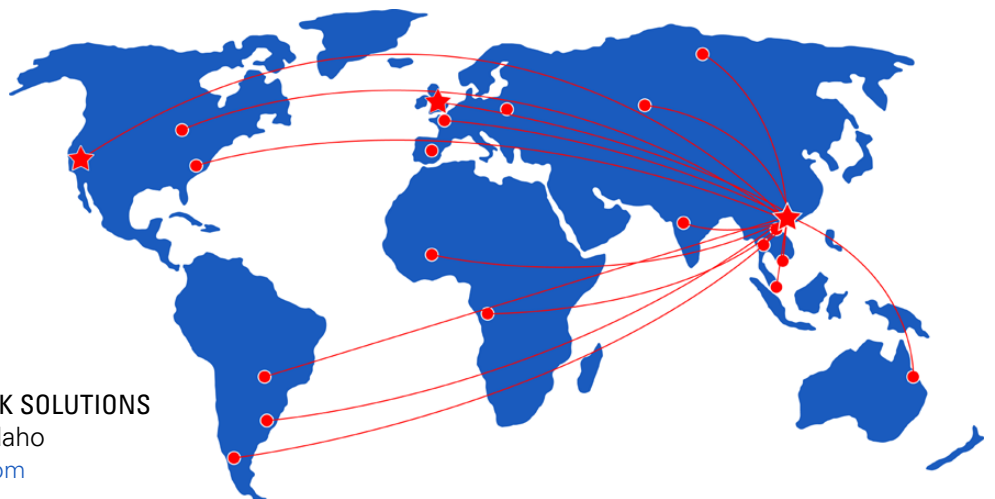
FOR-SHOR
 Utah
forshor.com



ATLAS SALES
 Hawaii & Guam
atlas-sales.com



ALUMA SYSTEMS
 Global
aluma.com/us/



Corporate Office / Warehouse:

1636 Pacific Street
 Union City, CA 94587
 +1.209.636.2770

Shipping / Receiving:

Monday-Friday
 7am to 4pm
 Contact Rob Barry at rob@pro-shore.net